

Line up the stars and tape together
to create the pattern in actual size.
Make sure your printer is NOT set to
shrink or enlarge image to paper size.



JEWELRY ROLL

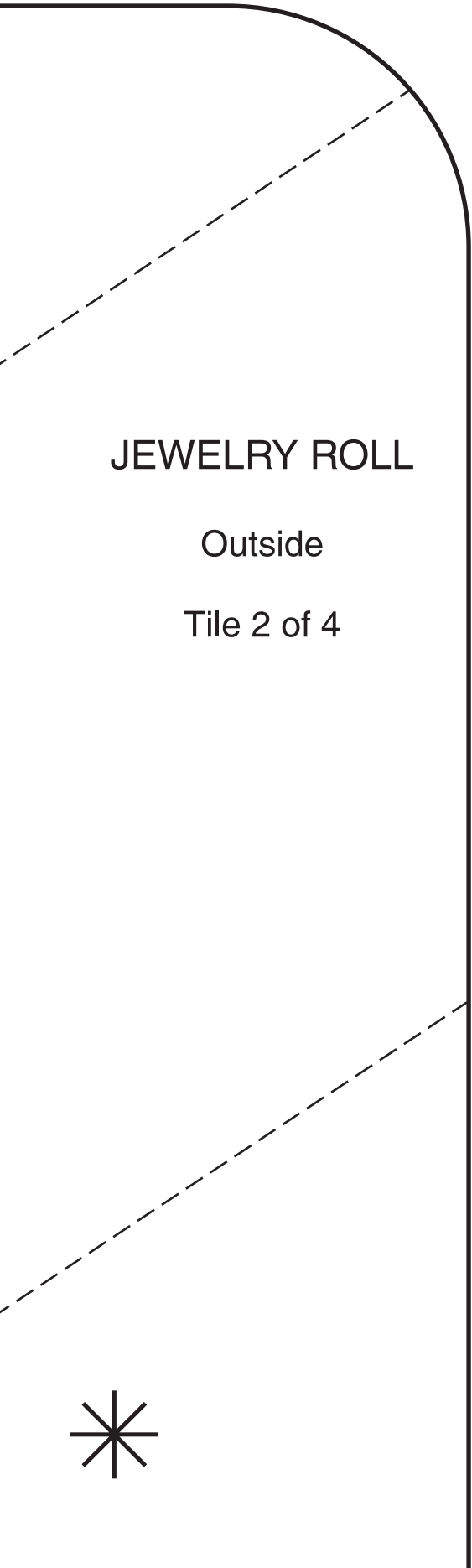
Outside

Cut 1 (fabric)

Cut 1 (batting)

Tile 1 of 4

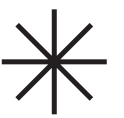




JEWELRY ROLL

Outside

Tile 2 of 4





JEWELRY ROLL

Outside

Tile 3 of 4

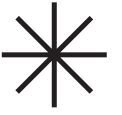




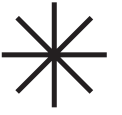
JEWELRY ROLL

Outside

Tile 4 of 4



Line up the stars and tape together
to create the pattern in actual size.
Make sure your printer is NOT set to
shrink or enlarge image to paper size.



JEWELRY ROLL

Inside

Cut 1 (fabric)

Tile 1 of 4





JEWELRY ROLL

Inside

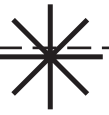
Tile 2 of 4


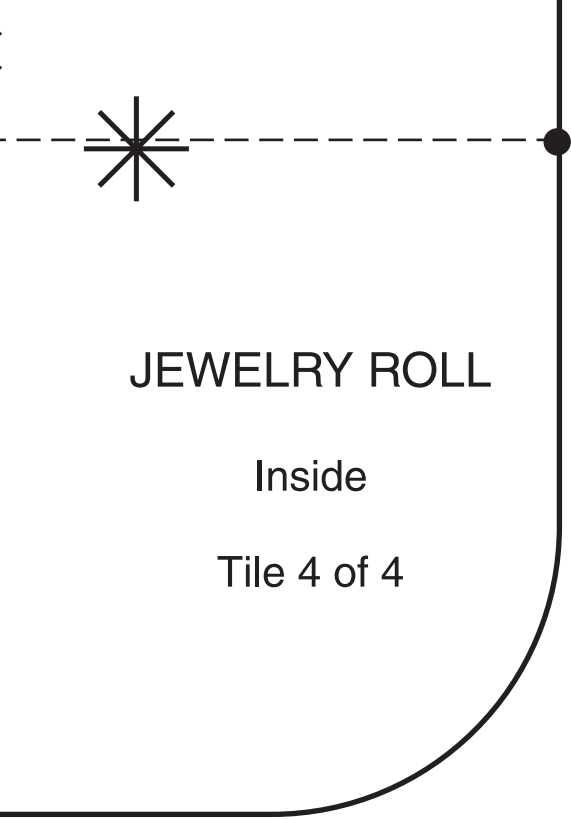


JEWELRY ROLL

Inside

Tile 3 of 4





JEWELRY ROLL

Inside

Tile 4 of 4

