
















# selectline All the stitches at a glance!

stitches	description	benefit	select 1528	select 1538	select 1548
	Buttonhole	Buttonhole for blouses, shirts and linen.	<input type="checkbox"/>	<input type="checkbox"/>	<input type="checkbox"/>
	Straight stitch	For seams and topstitching. Many needle positions available for edge stitching or sewing in zippers.	<input type="checkbox"/>	<input type="checkbox"/>	<input type="checkbox"/>
	Stretch triple straight stitch	For reinforced seams like those in trouser legs, underarm seams or decorative topstitching. With many needle positions.	<input type="checkbox"/>	<input type="checkbox"/>	<input type="checkbox"/>
	Zigzag stitch	For finishing seams on fabric appliques, inserting lace, couching over cord and creating eyelets.	<input type="checkbox"/>	<input type="checkbox"/>	<input type="checkbox"/>
	Stretch triple zigzag stitch	Elastic stitch for decorative hems and topstitching.	<input type="checkbox"/>	<input type="checkbox"/>	<input type="checkbox"/>
	Three-step zigzag stitch	Strong stitch for finishing seams, sewing elastic, darning tears and applying patches.	<input type="checkbox"/>	<input type="checkbox"/>	<input type="checkbox"/>
	Honeycomb stitch	Elastic, decorative stitch for ornamental hem finishing on stretch fabric, for decorative elastic application and sewing with elastic thread in the bobbin.	<input type="checkbox"/>	<input type="checkbox"/>	<input type="checkbox"/>
	Elastic blind stitch	For securing hems invisibly and finishing the edges on stretch fabrics.	<input type="checkbox"/>	<input type="checkbox"/>	<input type="checkbox"/>
	Blind stitch	For securing hems invisibly on woven fabrics.	<input type="checkbox"/>	<input type="checkbox"/>	<input type="checkbox"/>
	Overlock stitch	For joining and overcasting stretch fabrics in one operation.	<input type="checkbox"/>	<input type="checkbox"/>	<input type="checkbox"/>
	Greek stitch, wide	Decorative stretch stitch used for decorating woven or knit fabrics. Also great as a crazy quilt stitch.	<input type="checkbox"/>	<input type="checkbox"/>	<input type="checkbox"/>
	Closed overlock stitch	For joining and overcasting stretch fabrics in one operation. The closed seam prevents fabric edges from fraying.	<input type="checkbox"/>	<input type="checkbox"/>	<input type="checkbox"/>
	Foundation elastic stitch	For joining overlapped seams on bulky fabrics like leathers and terrycloth.	<input type="checkbox"/>	<input type="checkbox"/>	<input type="checkbox"/>
	Coverstitch	For sewing over narrow cord for a smocked look.	<input type="checkbox"/>	<input type="checkbox"/>	<input type="checkbox"/>
	Cross hem stitch	Provides a highly elastic decorative seam for hems on sportswear and casual wear.	<input type="checkbox"/>	<input type="checkbox"/>	<input type="checkbox"/>

## Decorative stitches – available on all three models



## Decorative stitches – only available on select<sup>1548</sup>

Use for decorating garments, home dec projects and crafts.



Your authorized Pfaff dealer:

## Would you like more sewing tips and inspiration?

Stop by your authorized Pfaff dealer and pick up the new Pfaff ACCESSORY CATALOGUE for the latest on all the fun new accessories that will make your sewing even easier and more creative than ever!

### YOUR STYLE

For customers from Pfaff – It's full of interesting news about your favorite hobby. You'll find new products, sewing instructions, and much more.



[www.pfaff.com](http://www.pfaff.com)